



aerospace
climate control
electromechanical
filtration
fluid & gas handling
hydraulics
pneumatics
process control
sealing & shielding



Legris' Blowgun Range

A Large Selection to Suit all Applications



Parker Legris connectic

products are available from

MARYLAND METRICS

P.O. Box 261 Owings Mills, MD 21117 USA

ph: (410)358-3130 (800)638-1830

fx: (410)358-3142 (800)872-9329

email: sales@mdmetric.com web: <http://mdmetric.com>

RFQ form: <http://mdmetric.com/rfq.htm>

ENGINEERING YOUR SUCCESS.

LEGRIS' BLOWGUN RANGE



Blowing

Manufacturing Workshops

Assembly Machines

Drying

Material Handling

Robotics

Cooling

Mixing

Packaging

Automotive Process

Quality and Performance

- Gradual and accurate control
- Progressive and directional air jet up to 10 bar
- Durable: impact-resistant materials, high quality structure and finish
- Rigorously tested and approved: seals and flow levels for all Legris blowguns are tested 100%

Versatility and Safety

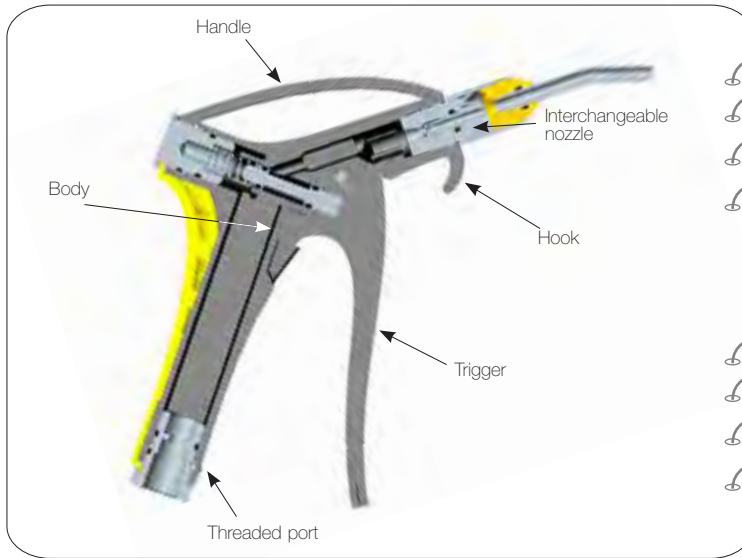
- Integrated short and angled pre-assembled standard nozzle, ready for use
- Can be used with a wide range of M12 x 1,25 threaded interchangeable nozzles
- Safety blowgun with specific "Safety Nozzle System"
- Flow reducer blowgun for energy savings and safe use
- Threaded port insert with G1/4 metal securing pin:
 - Numerous connections and disconnections without any loosening of the threaded insert
 - Optimal long-term sealing
 - NPT thread on request

Ergonomics

- Upper and lower connection points for natural and easy gripping
- Numerous hanging points, for quick and easy removal
- Lightweight
- Optimized connection whatever the configuration of your installation

Registered design protection: all Legris blowguns have been submitted to the registered design protection organization for the drawings and models with the numbers 13224 - 13225 - 13226.

> Technical Specifications



Suitable Fluid	Compressed air Other fluids: on request
Working Pressure	1 to 10 bar
Working Temperature	-15°C to +50°C
Suitable Tubing	Recoil tubing and hoses
Constituent Materials	<ul style="list-style-type: none"> ■ Body: Polyamide 66 HR ■ Seal: Nitrile ■ Nozzle*: Nickel-plated brass Aluminium ■ Pin: Nickel-plated brass

**Depending on the blowgun version*

> Working Principles

Safety Nozzle System

- When in close proximity to an obstacle, the pressure falls rapidly, restricting pressure to 0,5 bar and stopping air flow
- Conversely, as soon as the nozzle is removed from the obstacle, the pressure automatically increases



Flow Reducer System "Energy Saving"

- Combined with the OSHA 1910.242(b) nozzle, when in close proximity to an obstacle, the flow is deviated to reduce pressure to 0,5 bar at the end of the nozzle
- The flow reducer system allows for 40% savings in air consumption and guarantees stable flow Max 120 NI/m



> Connection Configurations

Upper Connection



Lower Connection



> Blowgun kits

Blowgun Kits include:


- A blowgun
- Recoil tubing (4m long) External Ø 8 mm
- G1/4" male thread connector adapted to coupler

Kits are packaged in individual plastic bags.

New



Easy-to-use Blowgun Kits



0631 00 01
Safety Blowgun kit,
lower connection



0631 00 02
Short Nozzle
Blowgun kit,
upper connection

0631 00 03
Short Nozzle
Blowgun kit, lower
connection



0631 00 04
Angled Nozzle
Blowgun kit,
upper connection

0631 00 05
Angled Nozzle
Blowgun kit, lower
connection



0631 00 08
Flow Reducer
«Energy Saving»
Interchangeable
Nozzle blowgun kit,
lower connection

0631 00 22
Flow Reducer
"Energy Saving"
Angled Nozzle
Blowgun kit, lower
connection



0631 00 06
Interchangeable
Nozzle blowgun kit,
upper connection

0631 00 07
Interchangeable
Nozzle blowgun kit,
lower connection



0631 00 09
Standard
Blowgun kit,
lower connection

> Additional products

Recoil Tubing
with or without
thread connector



**C9000 Advanced Quick-Acting
Safety Couplers**



Metal Quick-Acting Couplers

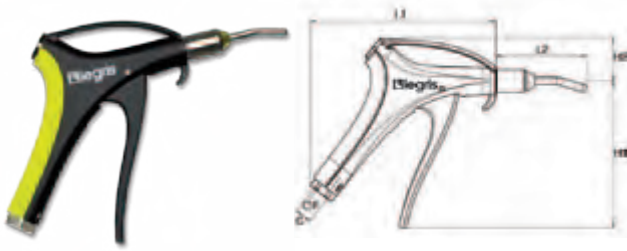


> Customized Blowgun

- Customer Marking
- Blowgun Kit adapted to your specific applications
- Blowgun with additional functions
UPON REQUEST ONLY

> Blowguns

0654 Dynamic safety blowgun, lower connection



C		F	H1	H2	L1	L2	
G1/4	0654 00 13	20	117	34	147	1,5	0,213

21°
 250 NI/min
 80 dBA
 OSHA 1910.242 (b)
 OSHA 1910.95 (b)
 Directive 2003/10/EC
 INRS ED755 European Recommendation

0652 Progressive control blowgun, lower connection, threaded version M12x1,25



C	C1		F	H1	H2	L1	L2	
G1/4	M12x1,25	0652 66 13	20	117	37	147	1,5	0,161

Depending on nozzle
 350 NI/min
 86 dBA
 Depending on the type of nozzle used

0655 Progressive control blowgun, upper connection, threaded version M12x1,25



C	C1		F	H1	H2	L1	L2	
G1/4	M12x1,25	0655 66 13	20	117	37	145	1,2	0,169

Depending on nozzle
 350 NI/min
 86 dBA
 Depending on the type of nozzle used

0653 Flow reducer "Energy Saving" blowgun, lower connection



C	C1		F	H1	H2	L1	L2	
G1/4	M12x1,25	0653 66 13	20	117	34	147	1,5	0,180

Depending on nozzle
 120 NI/min
 80 dBA
 Depending on the type of nozzle used

maximum flow (tolerance +/-10%)

noise level measurements according to ISO 15744

spread of air cone

complies with norms

> Regulations



The blowgun is manufactured from materials without any hazardous, prohibited substances.



The blowgun range complies with both regulations, depending on the nozzles and versions.

Parker Legris Connectic offers a comprehensive range of connection solutions; please consult our general catalogue or visit www.legris.com or www.parkerconnectic.com.

> Blowguns

0659 Standard blowgun with angled nozzle, lower connection



C		F	H	L	
G1/4	0659 00 13	20	120	223	0,075

21°
 475 NI/min
 82 dBA
 OSHA 1910.242 (b)
 OSHA 1910.95 (b)
 Directive 2003/10/EC:
 Ear plugs should always be worn when exposure to noise lasts longer than 8 hours.
 INRS ED755 European Recommendation

0651 Progressive control blowgun, lower connection, with standard nozzle



C		F	H1	H2	L1	L2	
G1/4	0651 66 13	20	117	34	147	10	0,173

26°
 350 NI/min
 86 dBA
 OSHA 1910.95 (b)
 Directive 2003/10/EC:
 Ear plugs should always be worn.
 INRS ED755 European Recommendation

0658 Progressive control blowgun, upper connection, with standard nozzle



C		F	H1	H2	L1	L2	
G1/4	0658 66 13	20	117	37	145	10	0,195

26°
 350 NI/min
 86 dBA
 OSHA 1910.95 (b)
 Directive 2003/10/EC:
 Ear plugs should always be worn.
 INRS ED755 European Recommendation

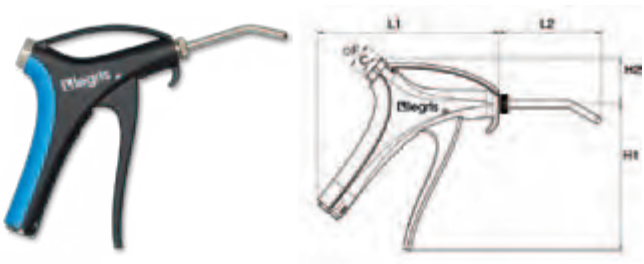
0656 Progressive control blowgun, lower connection, with short angled nozzle



C		F	H1	H2	L1	L2	
G1/4	0656 66 13	20	117	34	147	81	0,173

21°
 565 NI/min
 86 dBA
 OSHA 1910.242 (b)
 OSHA 1910.95 (b)
 Directive 2003/10/EC:
 Ear plugs should always be worn.
 INRS ED755 European Recommendation

0657 Progressive control blowgun, upper connection, with short angled nozzle



C		F	H1	H2	L1	L2	
G1/4	0657 66 13	20	117	37	145	82	0,195

21°
 565 NI/min
 86 dBA
 OSHA 1910.242 (b)
 OSHA 1910.95 (b)
 Directive 2003/10/EC:
 Ear plugs should always be worn.
 INRS ED755 European Recommendation

maximum flow (tolerance +/-10%)

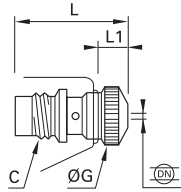
noise level measurements according to ISO 15744

spread of air cone

complies with norms

> Nozzles

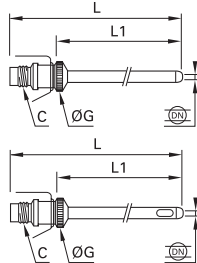
0690 02 Safety nozzle



C	DN		G	L	L1	
M12x1,25	3	0690 02 00	15	31,2	9,2	0,025

26°
 315 NI/min
 83 dBA
 OSHA 1910.242 (b)
 OSHA 1910.95 (b)
 Directive 2003/10/EC:
 Hearing protectors should always be worn when exposure to noise lasts longer than 8 hours.

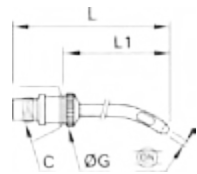
0690 03 / 0690 04 Straight tube nozzle (long)/ Straight tube nozzle (short)



C	DN		G	L	L1	
M12x1,25	2,5	0690 03 00	15	332	307	0,065
M12x1,25	2,5	0690 04 00	15	102	77	0,035

21°
 0690 03 00
365 NI/min
 0690 04 00
385 NI/min
 82 dBA
 0690 03 00
 OSHA 1910.95 (b)
 Directive 2003/10/EC:
 Hearing protectors should always be worn when exposure to noise lasts longer than 8 hours.
 0690 04 00
 OSHA 1910.242 (b)
 OSHA 1910.95 (b)
 Directive 2003/10/EC:
 Hearing protectors should always be worn when exposure to noise lasts longer than 8 hours.

0690 06 Angled tube nozzle (short)

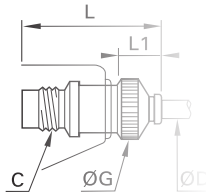


C	DN		G	L	L1	
M12x1,25	2,5	0690 06 00*	15	94	70	0,035

21°
 565 NI/min
 86 dBA
 OSHA 1910.242 (b)
 OSHA 1910.95 (b)
 Directive 2003/10/EC:
 Hearing protectors should always be worn.

* Available without hole, upon request

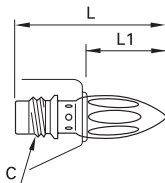
0690 07 Safety nozzle



ØD	C		G	L	L1	
4	M12x1,25	0690 07 00	15	35	12,7	0,025

22°
 330 NI/min (without tube)
 266 NI/min (with tube 2,5x4)
 158 NI/min (with tube 2x4)
 81 dBA
 OSHA 1910.95 (b)
 Directive 2003/10/EC:
 Hearing protectors should always be worn when exposure to noise lasts longer than 8 hours.

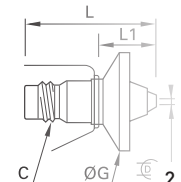
0690 08 Coanda effect nozzle



C			L	L1	
M12x1,25	0690 08 00		47,5	26	0,033

20°
 240 NI/min
 73 dBA
 OSHA 1910.242 (b)
 OSHA 1910.95 (b)
 Directive 2003/10/EC:
 No hearing protectors should be worn.

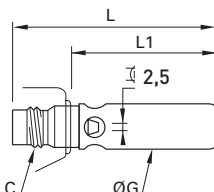
0690 09 Air screen nozzle



C	DN		G	L	L1	
M12x1,25	2	0690 09 00	30	40,5	18,5	0,021

jet 24°
 screen 140°
 650 NI/min
 86 dBA
 OSHA 1910.242 (b)
 OSHA 1910.95 (b)
 Directive 2003/10/EC:
 Hearing protectors should always be worn.

0690 10 Booster nozzle



C	DN		G	L	L1	
M12x1,25	2,5	0690 10 00	15	64	42	0,038

28°
 335 NI/min
 99 dBA
 OSHA 1910.242 (b)
 Directive 2003/10/EC:
 Hearing protectors should always be worn.

You will find the full range of Parker-Legris nozzles in our general catalogue or on our website www.legris.com or www.parkerconnectic.com.

Parker Legris connectic

products are available from

MARYLAND METRICS

P.O. Box 261 Owings Mills, MD 21117 USA

ph: (410)358-3130 (800)638-1830

fx: (410)358-3142 (800)872-9329

email: sales@mdmetric.com web: <http://mdmetric.com>

RFQ form: <http://mdmetric.com/rfq.htm>

Fluid System Connectors Europe

Parker Hannifin Manufacturing

Legris SAS

Parker Hannifin Corporation

CS 46911 - 74 rue de Paris

35069 Rennes

Phone: +33 (0)2 99 25 55 00

Fax: +33 (0)2 99 25 55 99

